

Wooden board shutters


technical specifications

Features

The materials we use are stocked in a storehouse that is naturally aired, and it is thermo-hygrometrically balanced with the environment. It's humidity level, when we start working it, varies according to the type of wood and it can range from 10% to 16%.


Tubed board shutters

Constructed with 44 mm-thick mullions, 60/90 mm boards. Assembled through an inner flush tube made of 16 mm-galvanized steel.




Framed board shutters

Constructed with mullion and transom section 44x80 mm, 20x60/80 mm matchboarding fitted to the outside edge of the frame and screwed onto the transoms. Intermediate transoms always located at the centre.




Romanina board shutters

External matchboarding unit joined to internal matchboarding; matchboarding 22x70/140, screws visible on entire side.




Board shutters

20x30/60 external matchboarding, with a 20x70 mm frame screwed from the inside with diagonal, intermediate cross-pieces.




Okumè pantograph board shutters

Multi-layered panel, pantographed with vertical and horizontal milling.



Small folding board shutters

Shutters with vertical, folding matchboarding. Various typologies available: from one to four, symmetrical or asymmetrical shutters per side, with shutters folding on both sides or only on one.



Frame

Optional built with 80x44 section with architrave external 50x20 mm mounted. It is also available with the frame section 63x44 mm.

Hardware

Made of steel and alloys are highly resistant to corrosion is certified with the RAL quality mark (in accordance with DIN EN 13126-8) and tested upon 10.000 openings and shuttings. Black central lock and angle iron, on request RAL colors.

Product performance characteristics

At the time of delivery, the manufacturer's declaration of performance is issued, in compliance to the EU regulation CPR 305/11 / EEC and to the product standard UNI EN 13659 (CE marking for external closures). The following technical characteristics are shown for each external closure.

Wind-resistance according to UNI EN 1932	6 class
--	---------

Gtot solar transmittance according to UNI EN 13363-1 and UNI EN 14501-1 glass reference values Ug = 1,2 g = 0,59	Colours	White	Pastel	Dark	Black
	Gtot	0,03	0,04	0,06	0,08
	Classification according to UNI EN 14501-1	4 class	4 class	4 class	4 class